



MAYLAN PARK *Residence*

MANDERA ROAD, KILELESHWA
NAIROBI, KENYA

Development By:

NS

NIDAAM STAR LTD

Copyright: Maylan Park Residence

0752 666 888/ 0753 666 888/ 0728 055 550/ 0714 144 440





MAYLAN PARK *Residence*

Riverside Living Redefined

Rising gracefully along Mandera Road in the heart of leafy Kileleshwa, Maylan Park Residence is a 22-storey landmark that offers a rare blend of elevated city living and natural serenity. With sweeping views of the lush Kirichwa River and a variety of intelligently designed apartment options, it's the perfect address for homeowners and investors alike.



Copyright: Maylan Park Residence



*Serenity in the Heart of
the City*

Located on the quiet, tree-lined Mander Road in Kileleshwa, Maylan Park Residence enjoys a serene riverside setting while remaining remarkably central. The development is surrounded by a wide range of amenities including top-performing schools, modern hospitals, popular shopping centres, supermarkets, and dining spots. With excellent road connectivity to Lavington, Kilimani, Westlands, and Nairobi CBD, residents benefit from both everyday convenience and the charm of an established, green suburb.

MODERN LIFESTYLE AMENITIES

Designed to enhance everyday living, Maylan Park Residences offers a thoughtful selection of amenities for all ages and lifestyles. These include:

- Fully equipped gym
- Children's play area
- 6 High-speed lifts
- Backup generator
- Borehole for consistent water supply
- Ample parking
- Landscaped garden
- Community shop for daily essentials
- Dedicated social courtyard for relaxing and socializing

Live where comfort, convenience, and community come together seamlessly.



Copyright: Maylan Park Residence



Unique Riverside Experience

Balconies in select units overlook the gently flowing Kirichwa River, offering unmatched tranquility and a rare connection to nature in the heart of the city.



Light-Filled Interiors

Large windows and open-plan layouts designed to let in abundant natural light



Spacious 1 to 4 Bedroom Units

Including options with DS2s, study rooms, and dual balconies for added comfort and flexibility.

Thoughtfully Planned Floor Layouts

Each typical floor at Maylan Park Residence is carefully designed to balance privacy, natural light, and spatial efficiency.

With a modest number of units per floor, residents enjoy a quiet, low-density living environment. Select units offer serene views of the Kirichwa River, while others face the wide, tree-lined Manderu Road—providing a vibrant urban outlook. Wide corridors, well-placed lifts, and smart zoning between living and private areas ensure both comfort and convenience. The layout below illustrates this well-organized, resident-focused floor design.

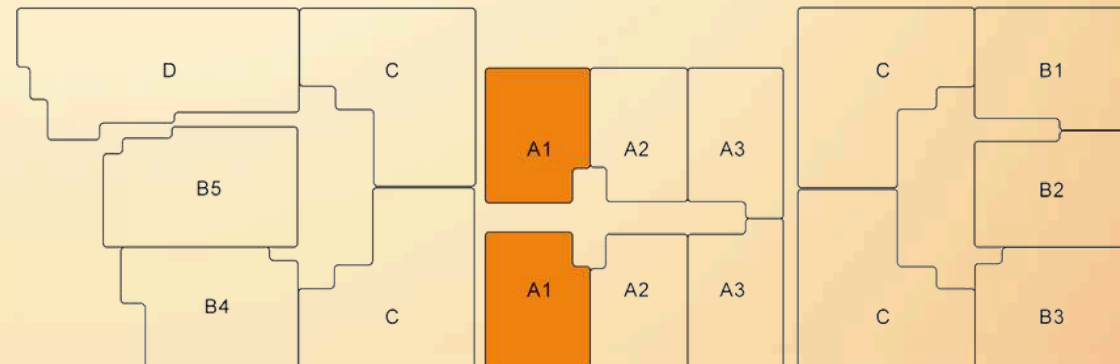


Comfortable One-Bedroom Design

Wing A1 | 63 SQM

A thoughtfully planned layout featuring a spacious bedroom with a large window that invites plenty of natural light. The bright living room extends to an extra-large balcony—ideal for relaxing, entertaining, or working from home.

Ideal for first-time homeowners, young professionals, or short-stay hosting, with strong rental appeal in a prime neighborhood.

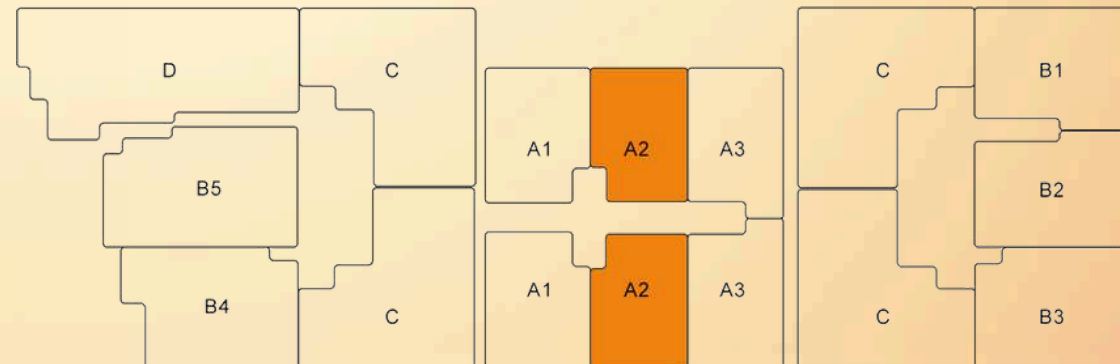


Comfortable One-Bedroom Design

Wing A2 | 63 SQM

A thoughtfully planned layout featuring a spacious bedroom with a large window that invites plenty of natural light. The bright living room extends to an extra-large balcony—ideal for relaxing, entertaining, or working from home.

Ideal for first-time homeowners, young professionals, or short-stay hosting, with strong rental appeal in a prime neighborhood.

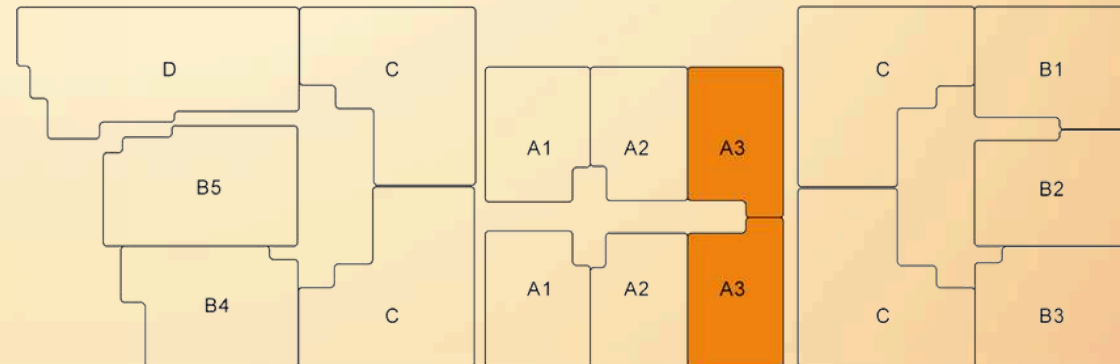


Comfortable One-Bedroom Design

Wing A3 | 67 SQM

A thoughtfully planned layout featuring a spacious bedroom with a large window that invites plenty of natural light. The bright living room extends to an extra-large balcony—ideal for relaxing, entertaining, or working from home.

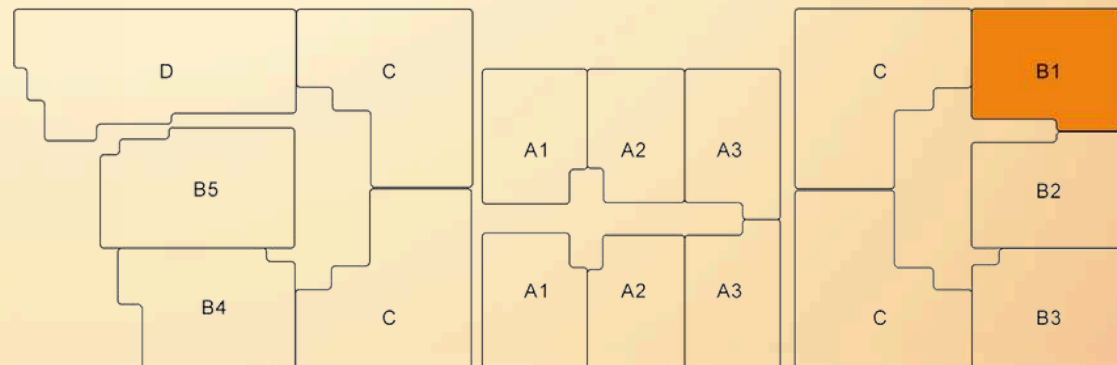
Ideal for first-time homeowners, young professionals, or short-stay hosting, with strong rental appeal in a prime neighborhood.



Elegant Two-Bedroom Apartment

Wing B1 | 87 SQM

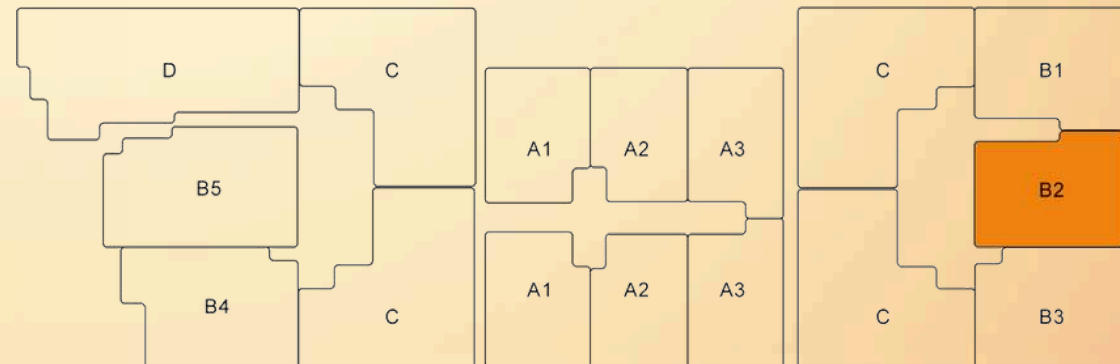
This thoughtfully designed two-bedroom unit features large windows throughout, filling the space with natural light. The open-plan living area opens onto an extra-large balcony, perfect for relaxing or entertaining, while a second balcony off the kitchen adds functionality and charm. Ideal for small families, professionals, or investors seeking modern comfort with excellent rental appeal.



Elegant Two-Bedroom Apartment

Wing B2 | 86 SQM

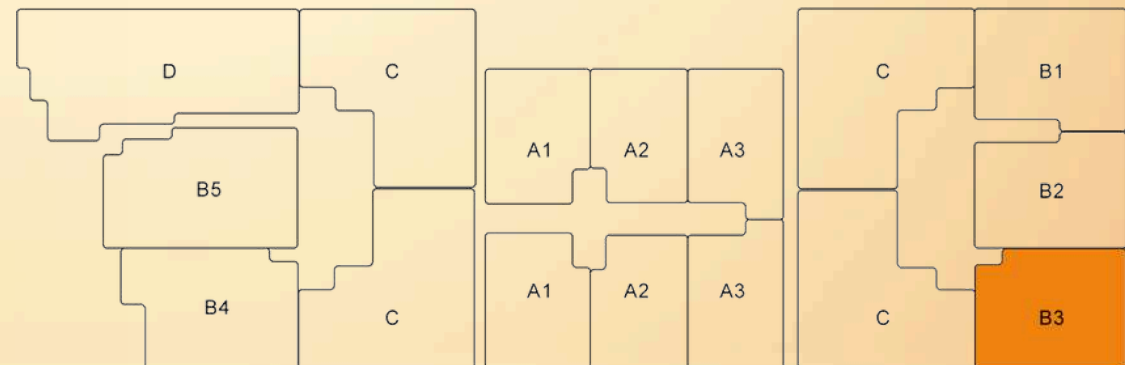
This thoughtfully designed two-bedroom unit features large windows throughout, filling the space with natural light. The open-plan living area opens onto an extra-large balcony, perfect for relaxing or entertaining, while a second balcony off the kitchen adds functionality and charm. Ideal for small families, professionals, or investors seeking modern comfort with excellent rental appeal.



Elegant Two-Bedroom Apartment

Wing B3 | 89 SQM

This thoughtfully designed two-bedroom unit features large windows throughout, filling the space with natural light. The open-plan living area opens onto an extra-large balcony, perfect for relaxing or entertaining, while a second balcony off the kitchen adds functionality and charm. Ideal for small families, professionals, or investors seeking modern comfort with excellent rental appeal.

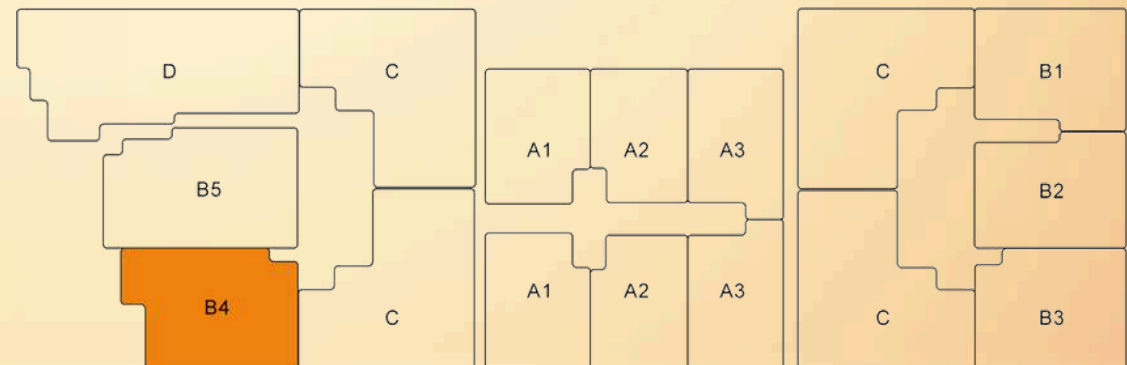


Spacious Two-Bedroom Apartment

Wing B4 | 96 SQM

This generously sized two-bedroom apartment offers expansive living with large windows that fill the interiors with natural light. The open-plan living area opens onto an oversized balcony that overlooks the tranquil Kirichwa River, creating a peaceful, scenic atmosphere. A second balcony off the kitchen adds everyday functionality.

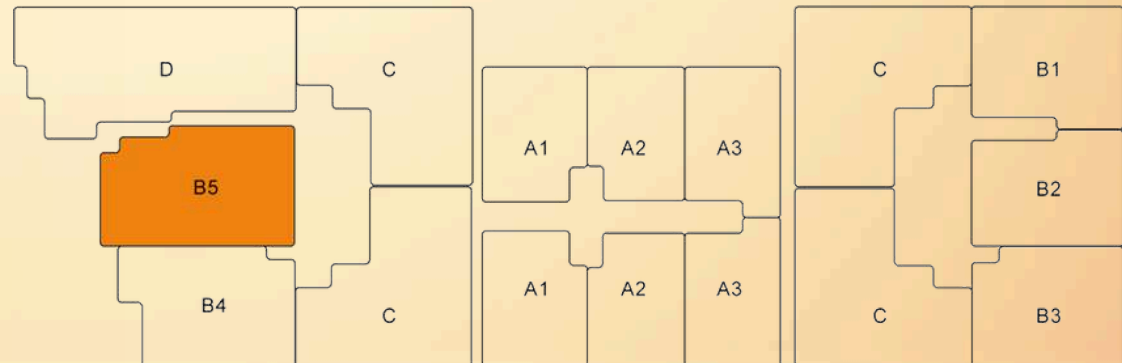
Ideal for those who value space, comfort, and a modern lifestyle—with strong rental and resale potential.



Two-Bedroom ProMax with Study

Wing B5 | 106 SQM

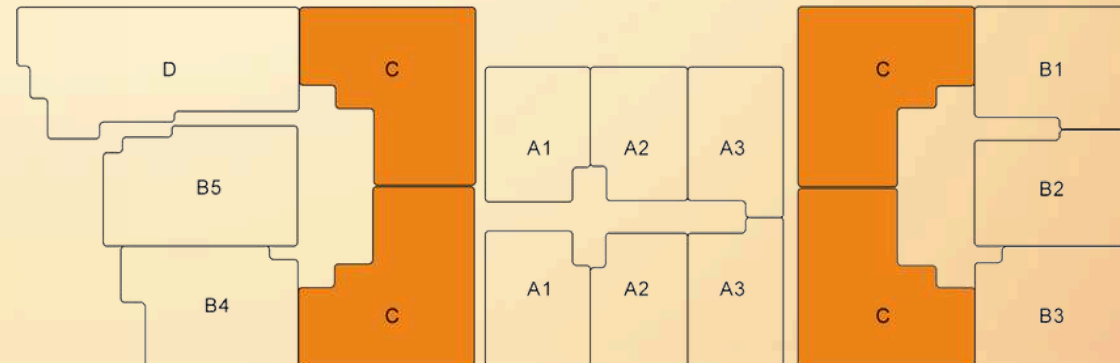
This premium two-bedroom ProMax unit offers generous space and versatility, featuring a dedicated study ideal for remote work or quiet retreat. Large windows throughout bring in abundant natural light. The open-plan living area opens onto an oversized balcony overlooking the green, scenic surroundings of the Kirichwa River, creating a tranquil, nature-inspired living experience. A second balcony off the kitchen adds everyday convenience. Perfect for professionals or small families seeking modern comfort with a serene touch.



Three-Bedroom ProMax with DSQ

Wing C | 125 SQM

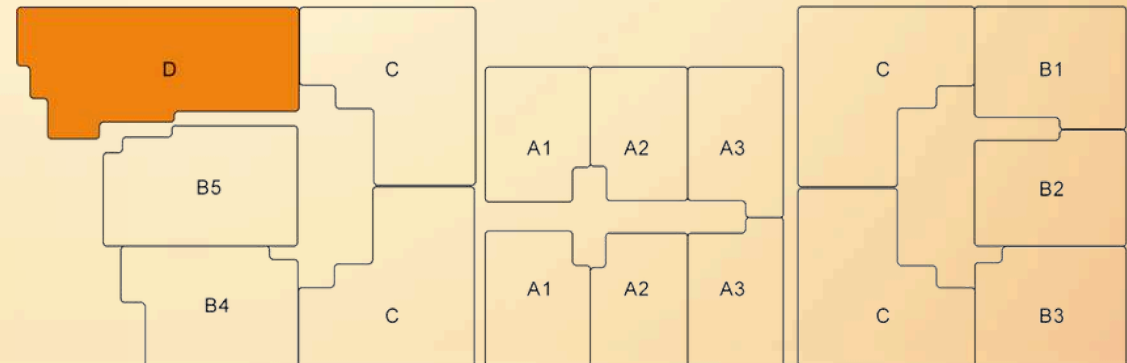
This stylish ProMax unit features three spacious bedrooms, including two ensuite, and a detached staff quarter (DSQ) for added flexibility. Designed to maximize natural light, the open-plan living area opens onto a roomy balcony—perfect for relaxation or entertaining. With thoughtful layout and modern finishes, it offers a balanced blend of comfort, practicality, and contemporary elegance. An excellent choice for growing families or investment.



Four-Bedroom ProMax with DSQ

Wing D | 158 SQM

This generously sized ProMax unit features four spacious bedrooms, a detached staff quarter (DSQ), and large windows that flood the home with natural light. Three bedrooms are ensuite for enhanced privacy and comfort. The open-plan living room extends onto a balcony that offers a unique riverside experience, overlooking the gently flowing Kirichwa River and its lush green surroundings. A rare combination of space, serenity, and refined city living—ideal for modern families.





MAYLAN PARK
Residence

CALL US TODAY ON:

0752 666 888/

0753 666 888/

0728 055 550/

0714 144 440

